


# Quick**MAT**

gerflor.com.au  
romusworld.com



THE QUICKEST SOLUTION FOR ALL ENTRANCES

**Gerflor**<sup>®</sup>  
theflooringgroup

# QuickMAT

THE QUICKEST SOLUTION FOR ALL ENTRANCES



## PROTECTING PEOPLE & BUILDINGS

Entrance mats are essential protection for new and renovated buildings. ROMUS primary mats are designed to stop premature wear of flooring by preventing dirt and moisture transfer into buildings. This lowers maintenance costs and reduces the risk of slips and falls.



## EXPERTISE

ROMUS has over 50 years of experience developing quality building finishes. The QUICKMAT range is a result of this expertise and is designed using a combination of scraping and absorbing inserts with a dirt collection system.



## THE 3 DIRT RESISTANT BARRIERS

Dividing the entrance hall into three zones will determine the correct QuickMat product to install.

### ZONE 1

Outdoor mat: retains gravel, earth, mud and coarse dirt.  
35-40% of dirt and moisture removed within 1.5 metres.

### ZONE 2


Indoor recessed: retains the finest dirt and absorbs moisture.  
70% of dirt and moisture is removed within 3.5 metres.

### ZONE 3

Indoor floor mat: washable mat absorbs the remaining wet dirt.  
90% of dirt is removed within 5 metres.

> THE QUICKMAT RANGE IS SPECIFIED FOR ZONE 1 AND 2.

SOME FACTS...



QUICKMAT\* INSTALLED IN A SHOPPING CENTRE  
HAS BEEN WALKED ON BY MORE THAN

**74.6 MILLION**

PEOPLE IN 4 YEARS!

\*Quick Dry


QUICKMAT CAN REDUCE THE TRANSFER OF  
MOISTURE AND DIRT INTO A BUILDING BY UP TO **90%**.



A FALL ON A LEVEL FLOOR IS ONE OF THE MAIN CAUSES OF ACCIDENTS AT WORK

Protecting people, protecting buildings: installing QUICKMAT reduces the risk of slips and falls whilst protecting floors from premature wear.

SEGMENT	SUBSEGMENT	AREA	FOOT TRAFFIC	WHEELED TRAFFIC	SOLUTION 1	or	SOLUTION 2
EDUCATION	Schools / Universities	Indoor	High	Trolley	QUICK DRY		
	Kindergartens	Indoor	Medium		QUICKMAT-TILE	or	QUICK DRY
HEALTHCARE	Healthcare	Indoor	High	Trolley	QUICK DRY		
	Medical facilities	Indoor	Medium	Trolley	QUICKMAT-TILE	or	QUICK DRY
	Aged care facilities	Indoor	Medium	Trolley	QUICK DRY	or	QUICKMAT-TILE
HOUSING	Social housing	Indoor	Medium		QUICKMAT-TILE	or	QUICK DRY
	Private housing	Indoor	Low		QUICKMAT-TILE	or	QUICK DRY
RETAIL	Supermarkets	Indoor	High	Pallet truck	QUICK DRY		
	Retail stores	Indoor	High		QUICK DRY		
	Commercial outlets	Indoor	Medium		QUICKMAT-TILE	or	QUICKMAT-TILE
OFFICES	Offices (private)	Indoor	High	Trolley	QUICKMAT-TILE		
	Administration (public)	Indoor	Medium	Trolley	QUICK DRY	or	QUICKMAT-TILE
HOSPITALITY	Hotels	Indoor	Medium		QUICK DRY ALU	or	QUICK DRY
	Restaurants	Indoor	Medium		QUICK DRY ALU	or	QUICK DRY
	Leisure / Entertainment	Indoor	Medium		QUICK DRY	or	QUICK DRY ALU
INDUSTRY	Life sciences	Indoor	Medium	Trolley	QUICK DRY ALU	or	QUICK DRY
	High technology	Indoor	Medium		QUICK DRY ALU	or	QUICK DRY
	Heavy foot traffic	Indoor	High		QUICK DRY		
SPORT	Sport facilities	Indoor	Medium		QUICK DRY	or	QUICKMAT-TILE
	Fitness & Private clubs	Indoor	Medium		QUICK DRY	or	QUICKMAT-TILE
	Events	Indoor	Medium		QUICK DRY		
PUBLIC BUILDINGS	Airports / Train stations	Indoor	High	Trolley	QUICK DRY		
	Other Public areas	Indoor	Medium		QUICK DRY		
EXHIBITIONS	One time events	Indoor	Medium		QUICK SCRAPEX		
ALL	ALL	Outdoor	High	Trolley	QUICK SCRAPEX		



33  
 IND  
 Average (100kg)  
 AS ISO 9239-1-2013  
 4.3 L/m<sup>2</sup>

# Quick Dry

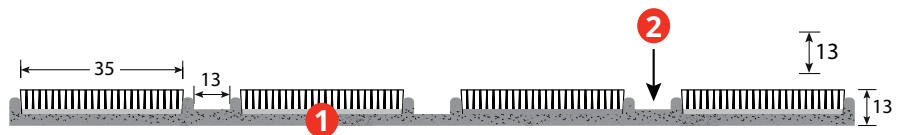
## //Design

**QUICK DRY** is an indoor primary mat ideal for heavy traffic areas. Made from 100% polyamide brushing and absorbing inserts, the mat provides heavy scraping and maximum dirt removal.

The fire resistance AS ISO 9239-1-2013 of a fully adhered Quick Dry mat makes it suitable for use in public buildings. Coordinate with Quick Scrapex for outdoor usage.

### CHARACTERISTICS

Class	33 - Commercial heavy duty
Material	Polyamide 6.6
Backing	Latex 3 mm
Weight	3.5 kg/m <sup>2</sup>
Thickness	13 mm
Fire resistance	kW/m <sup>2</sup> : 5 smoke% / min: 742
Slip resistance	P4
Water absorption	4.3 L/m <sup>2</sup>



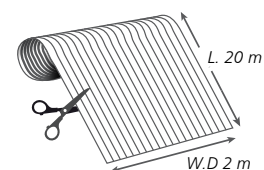
### COLOUR



Anthracite

- 1** Polyamide scraping and absorbing insert
- 2** Collection zone

The cut is made over the length L.



<b>Anthracite</b>	
In 2m x 20m rolls	E574 0001



33  
 IND  
 Average (100kg)  
 AS ISO 9239-1-2013  
 3.3 L/m<sup>2</sup>

# Quick Dry Alu

// High-End Design

**QUICK DRY ALU** is an indoor primary mat ideal for heavy traffic use. It is made from 100% polyamide brushing and absorbing inserts for maximum dirt removal. These inserts are separated by aluminium inserts for added design appeal.

The fire resistance AS ISO 9239-1-2013 of a fully adhered Quick Dry Alu mat makes it suitable for use in public buildings. Coordinate with Quick Scrapex for outdoor usage.

Can be cut to size onsite.

## COLOUR

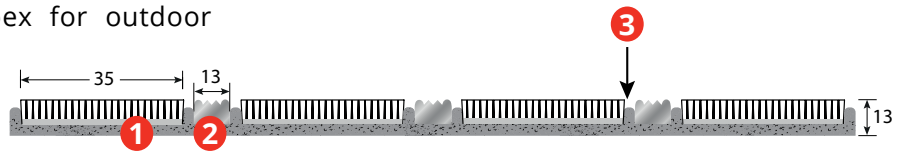


Anthracite

	<b>Anthracite</b>
In 2m x 20m rolls	E574 0038

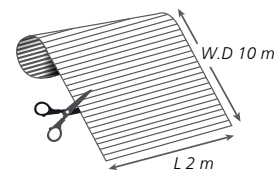
## CHARACTERISTICS


Class	33 - Commercial heavy duty
Material	Polyamide 6.6 and mill aluminium
Backing	Latex 3 mm
Weight	6 kg/m <sup>2</sup>
Thickness	13 mm
Fire resistance	kW/m <sup>2</sup> : 5 smoke% / min: 742
Slip resistance	P4
Water absorption	3.3 L/m <sup>2</sup>



- 1 Polyamide scraping and absorbing insert
- 2 Aluminium scraping insert
- 3 Collection zone

The cut is made over the length L.





33  
 IND  
 Average (100kg)  
 AS ISO 9239-1-2013  
 4.3 L/m<sup>2</sup>

# Quickmat-Tile

// The Modular Solution

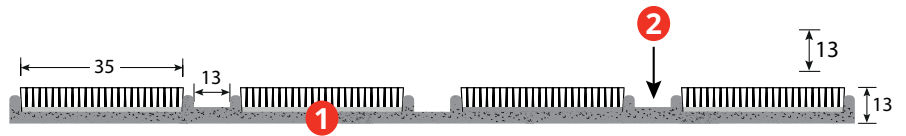
**QUICKMAT-TILE** is an indoor entrance mat in plank format. It features alternating scraping and drying polyamide strips together with a dust collection zone. The mat is backed with repositionable tackifier adhesive.

The fire resistance AS ISO 9239-1-2013 of fully adhered Quickmat-Tile makes it suitable for use in public buildings. Coordinate with Quick Scrapex for outdoor usage.

Can be cut onsite.

## CHARACTERISTICS

Class	33 - Commercial heavy duty	
Material	Polyamide 6.6	
Backing	Bitumen with polyester	
Weight	5.8 kg/m <sup>2</sup>	
Thickness	13 mm	
Fire resistance	kW/m <sup>2</sup> : 5	smoke% / min: 742
Slip resistance	P5	
Water absorption	4.3 L/m <sup>2</sup>	
Availability	23.5 x 75 cm 1m <sup>2</sup> kit	



## COLOUR



Anthracite


<b>Anthracite</b>
23.5 x 75 cm <b>E555 0001</b>

- 1** Polyamide scraping and absorbing insert
- 2** Collection zone

Video available here :



Scan me!





Zone 1

# Quick Scrapex

// Outdoor

**QUICK SCRAPEX** is a primary mat for heavy traffic outdoor and indoor use. The mat is made from 100% polyamide brush inserts for heavy scraping with perforated polypropylene dots on the backing for better water drainage. Combine with indoor Quickmat-Tile for maximum dirt removal. Quick Scrapex contains UV stabilised PA fibres.

Can be cut onsite.

## CHARACTERISTICS


Class	33 - Commercial heavy duty
Material	Polyamide 6.6
Backing	Latex 3 mm
Weight	3.5 kg/m <sup>2</sup>
Thickness	13 mm
Fire resistance	N/A
Slip resistance	P5
Water absorption	3.8 L/m <sup>2</sup>
Availability	2m x 20m rolls

## COLOUR



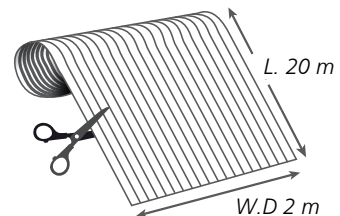
Grey

**Grey**  
 In 2m x 20m rolls  
**E562 0001**



- 1** Polyamide scraping insert
- 2** Perforated collection zone insert

The cut is made over the length L.



gerflor.com.au  
romusworld.com

**QUICKMAT**

AUS19005

**Gerflor Australasia Pty Ltd**

ABN 31 006 551 168

Tel: +61 3 9832 1333

Fax: +61 3 9832 1395

Freecall: 1800 060 785

**Gerflor**<sup>®</sup>  
the flooring group